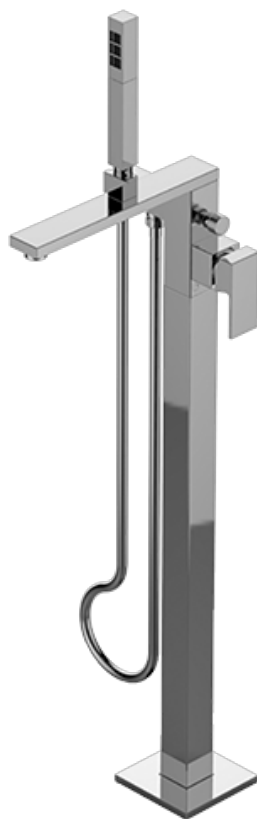


BATHROOM
Incanto Floor-Mounted Tub Filler
G-11254-LM55N

GRAFF®



Information

- Floor-mount installation
- Aerated flow rate ~9 gpm @45 psi
- Handshower flow rate ≤1.5 max gpm
- 9-3/4" spout reach
- 30-7/16" to 33-9/16" ~ spout height
- Includes handshower with 59" spiral flexible hose
- Optional in-line pressure balancing valve

Finishes



Architectural
White

G-11254-LM55N
Incanto Collection
Floor-Mounted Tub Filler

GRAFF®



Product Features

- Floor-mount installation
- Aerated flow rate ~9 gpm @45 psi
- Handshower flow rate ≤1.5 max gpm
- 9-3/4" spout reach
- 30-7/16" to 33-9/16" ~ spout height
- Includes handshower with 59" spiral flexible hose
- Optional in-line pressure balancing valve

Available Finishes

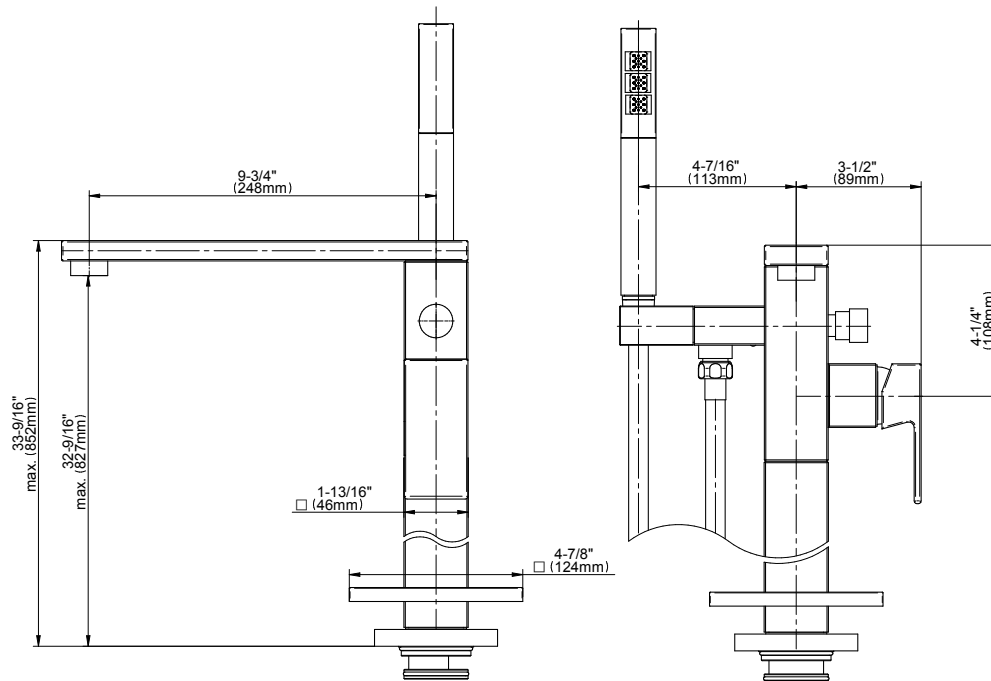
- Polished Chrome
G-11254-LM55N-PC
- Brushed Nickel
G-11254-LM55N-BNI
- Polished Nickel
G-11254-LM55N-PN
- Olive Bronze*
G-11254-LM55N-OB*
- Brushed Gold*
G-11254-LM55N-BAU*

* Special order finish- call for availability

Warranty

- Limited lifetime warranty

For complete warranty information go to
<https://www.graff-faucets.com/en/info/faqs>



BATHROOM
Spout Connection Rough
G-1045


GRAFF®




Finishes



24K Polished
Gold




24K Brushed
Gold




Brushed Brass
PVD®




Architectural
Black™



Brushed
Nickel



Brushed Onyx
PVD®



Rose Gold /
Brushed
Copper PVD®



Gunmetal
PVD®



Gunmetal
Distressed



Matte Black



Olive Bronze



Onyx PVD®



Polished Brass
PVD®



Polished
Chrome



Polished
Nickel



Rose Gold /
Polished
Copper PVD®



Architectural
White

G-1045

Spout Connection Rough



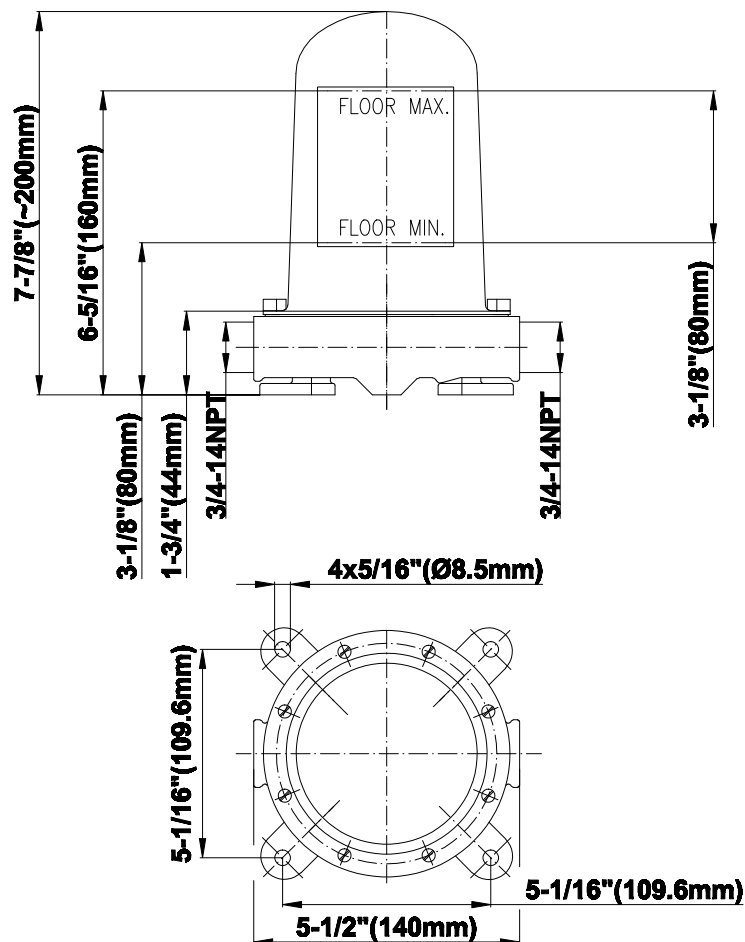
Product Features

- Mud guard displays minimum and maximum floor depth
- Rough can be installed in any orientation making it convenient to route pipes to the rough
- Trim can be rotated 360 degrees in any directions
- Averages 10 GPM with most trim

Warranty

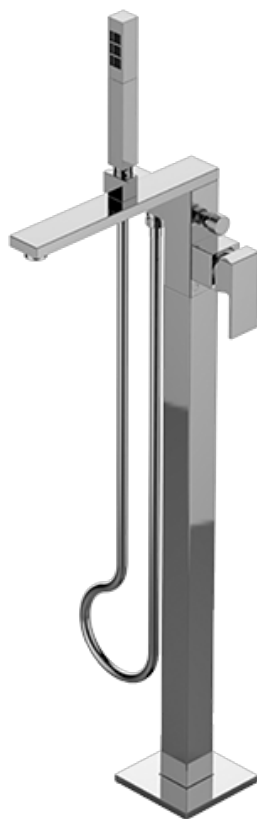
- Limited lifetime warranty

For complete warranty information go to <http://www.graff-faucets.com/en/info/faqs>



BATHROOM
Incanto Floor-Mounted Tub Filler
G-11254-LM55N

GRAFF®



Information

- Floor-mount installation
- Aerated flow rate ~9 gpm @45 psi
- Handshower flow rate ≤1.5 max gpm
- 9-3/4" spout reach
- 30-7/16" to 33-9/16" ~ spout height
- Includes handshower with 59" spiral flexible hose
- Optional in-line pressure balancing valve

Finishes



Architectural
White

G-11254-LM55N
Incanto Collection
Floor-Mounted Tub Filler

GRAFF®



Product Features

- Floor-mount installation
- Aerated flow rate ~9 gpm @45 psi
- Handshower flow rate ≤1.5 max gpm
- 9-3/4" spout reach
- 30-7/16" to 33-9/16" ~ spout height
- Includes handshower with 59" spiral flexible hose
- Optional in-line pressure balancing valve

Available Finishes

- Polished Chrome
G-11254-LM55N-PC
- Brushed Nickel
G-11254-LM55N-BNI
- Polished Nickel
G-11254-LM55N-PN
- Olive Bronze*
G-11254-LM55N-OB*
- Brushed Gold*
G-11254-LM55N-BAU*

* Special order finish- call for availability

Warranty

- Limited lifetime warranty

For complete warranty information go to
<https://www.graff-faucets.com/en/info/faqs>

