


BATHROOM  
Harley Floor-Mounted Tub Filler  
**G-11454-LM57B**



**Information**

- Floor-mount installation
- Aerated spout flow rate ~7 gpm @ 45 psi
- Handshower flow rate ≤1.5 max gpm
- 8-7/8” spout reach
- 38-1/16”-41-1/4” approximate height
- Includes handshower with 59” spiral flexible hose (PVD finishes use 59” flex hose)
- Optional in-line pressure balancing valve
- ADA

**Finishes**

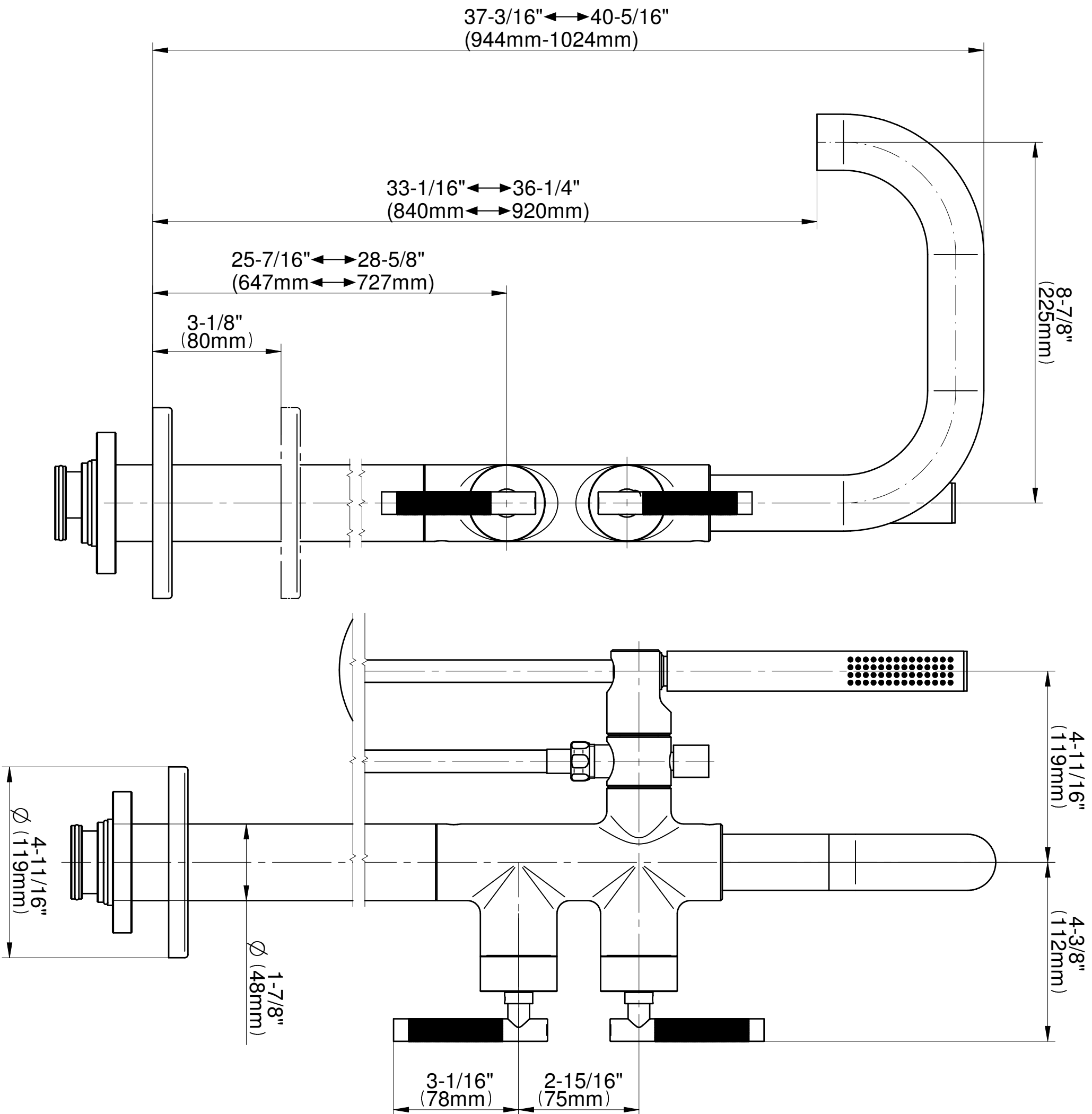
							
24K Polished Gold	24K Brushed Gold	24K Brushed Gold/Onyx PVD® Accents	Brushed Brass PVD®	Architectural Black™	Brushed Nickel	Brushed Onyx PVD®	Gunmetal PVD®
							
Matte Black	Olive Bronze	Onyx PVD®	Polished Brass PVD®	Polished Chrome	Polished Chrome/Onyx PVD® Accents	Polished Nickel	Polished Nickel/Onyx PVD® Accents



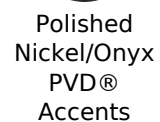
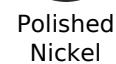
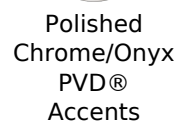

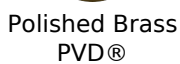
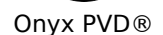
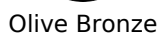
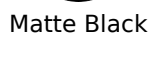

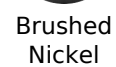
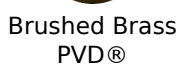
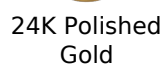
Architectural  
White

# G-11454-LM57B-T

## Harley Series



**GRAFF®**



## G-1045

### Spout Connection Rough



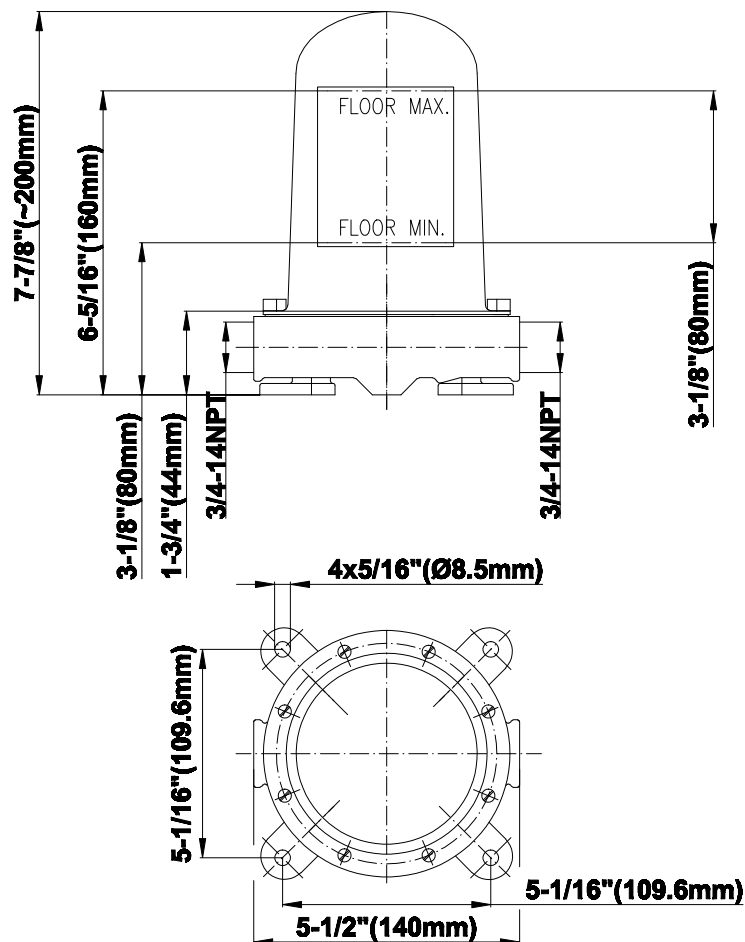
#### Product Features

- Mud guard displays minimum and maximum floor depth
- Rough can be installed in any orientation making it convenient to route pipes to the rough
- Trim can be rotated 360 degrees in any directions
- Averages 10 GPM with most trim

#### Warranty

- Limited lifetime warranty


For complete warranty information go to <http://www.graff-faucets.com/en/info/faqs>



The measurements shown are for reference only. Products and specifications shown are subject to change without notice. Revised 07/2017.

[www.graff-faucets.com](http://www.graff-faucets.com) | phone: 800-954-4723

BATHROOM  
Harley Floor-Mounted Tub Filler  
**G-11454-LM57B**



**Information**

- Floor-mount installation
- Aerated spout flow rate ~7 gpm @ 45 psi
- Handshower flow rate ≤1.5 max gpm
- 8-7/8” spout reach
- 38-1/16”-41-1/4” approximate height
- Includes handshower with 59” spiral flexible hose (PVD finishes use 59” flex hose)
- Optional in-line pressure balancing valve
- ADA

**Finishes**

							
24K Polished Gold	24K Brushed Gold	24K Brushed Gold/Onyx PVD® Accents	Brushed Brass PVD®	Architectural Black™	Brushed Nickel	Brushed Onyx PVD®	Gunmetal PVD®
							
Matte Black	Olive Bronze	Onyx PVD®	Polished Brass PVD®	Polished Chrome	Polished Chrome/Onyx PVD® Accents	Polished Nickel	Polished Nickel/Onyx PVD® Accents



Architectural  
White

# G-11454-LM57B-T

## Harley Series

